Year 3: Autumn 2 Curriculum Overview

YEAR 3

Maths

This term, we will continue to build on the skills we have been developing so far, including column addition and subtraction, with renaming. As we become more confident with these methods, our attention will turn to multiplication and division. We will work on developing our understanding of these operations to become more efficient and confident with our calculations.

Writing

In Writing, we will write a non-chronological report linked to our Geography topic, exploring the causes and impacts of volcanoes and earthquakes. Children will learn how to organise information using report features and explain cause and effect clearly. Later, we will explore poetry inspired by a special Christmas story, helping children to write creatively.



Science

As Scientists, we will investigate forces and magnets through hands-on experiments and exploration. They will learn about contact and non-contact forces, including friction and magnetism, and observe how these forces affect the movement and speed of different objects. Children will also explore how magnets attract and repel, discovering their everyday uses and importance in the world around us.

Geography

This half term in Geography, we will explore the question, "Why do people live near volcanoes?" Children will learn about the layers of the Earth, how mountains and volcanoes form, and why earthquakes occur. They will consider the positive and negative effects of living near volcanoes and investigate different rock types using maps and digital tools.

Computing

In Computing we will focus on Programming with Scratch. Children will learn how to create and control simple animations and games by using code blocks. They will develop their understanding of sequencing, repetition, and debugging while building creativity and problem-solving skills.

PE



On Wednesdays this half term, Year 3 will be developing their basketball skills and knowledge, learning how to work as a team and improve their game play. On Thursdays, we will be creating and performing dances, using a variety of formations as well as canon and unison to make our routines engaging and effective. Children should come to school in their PE kit on these days, with hair tied back and no jewellery.

Reading

In Reading, we will enjoy The Firework-Maker's Daughter as we take the exciting step into longer novels. Through the adventures of Lila and her journey to become a master firework-maker, we will develop our vocabulary, make thoughtful inferences, and discuss ideas in depth to strengthen both our understanding and enjoyment of reading.



DT

In Design and Technology, we will explore where food comes from and learn about eating seasonally. Children will investigate which fruits and vegetables grow at different times of the year, consider how food choices can affect the environment, and develop food preparation skills. They will then use their knowledge to design, make and evaluate a seasonal dish.

PSHE

In PSHE, children will explore families and relationships, recognising that all families are different. We will learn how to handle friendship problems, understand that bullying and violence are never acceptable, and know what to do if these occur. We will also discuss how differences between people can be positive, while exploring and challenging common stereotypes.

Music

In Music, children will create their own compositions to accompany an animation. They will explore how music can express feelings and create mood, adding movements or actions to match each section. Children will learn to play in time with others, consider dynamics, and compose melodies and rhythms that bring their chosen animation scenes to life.

RE

This half term in RE, children will explore the question, "Where do our morals come from?" They will think about how people decide what it means to live a good life and reflect on their own ideas about right and wrong, considering how beliefs, values, and experiences can shape moral choices.



Spanish

This term in Spanish, we will learn how to talk about numbers and ages in Spanish. Children will practise counting, asking and answering questions about age, and using simple phrases confidently in conversation. We'll continue to build pronunciation skills and confidence in speaking and listening.

HENHURST RIDGE PRIMARY ACADEMY

Year 3: Autumn 2 Home Learning Menu

YEAR 3

TT Rockstars – to practise times tables and improve speed and accuracy. Spend 5 minutes a day on TT Rockstars to build fluency with multiplication facts.

Mathletics – to build on class learning and strengthen maths skills. Log on to Mathletics regularly to complete set tasks that link to current topics.

EdShed – to practise weekly spellings through fun games. Play on EdShed several times a week to rehearse spellings in fun, interactive ways.

Estimate how many steps it takes to walk from one room to another. Walk and count to compare.	Find three seasonal fruits or vegetables at home or in the supermarket and record which season they grow in.	Slide different objects across surfaces (carpet, tile, wood) and record which has the most friction.	Use snacks or objects around the house (e.g., grapes, spoons or toys) to divide into equal groups and explore division practically.	Roll two dice and multiply the numbers. Keep score to make it competitive.
Use a magnet to find magnetic items around the house and sort them.	Sort books or articles at home into fiction and non-fiction piles.	Create a quiz about volcanoes and test family members.	Fill a jar with notes of kind things done each day and read them together weekly.	Research a famous volcano or earthquake and create a mini fact file with three interesting facts.
Create a model volcano using papier-mâché or playdough and label its parts.	Read with an adult and discuss how a character's actions help you understand their personality.	Use string or wool to make bracelets and talk about what makes a good friend.	Use jelly or sand to simulate how buildings react to shaking.	Write a diary entry from someone living near a volcano.
Use Google Earth or an atlas to find volcanoes around the world.	Create a comic version of a chapter in Lila's story with speech bubbles and illustrations.	Make up a short dance routine to a favourite song and perform it.	Create a picture using repeated patterns (e.g., 5 flowers with 4 petals each) and write the multiplication fact.	ole-play interviewing Lila the firework makers daughter or another story character.

Geography - Why do people live near volcanoes?

Layers of the earth

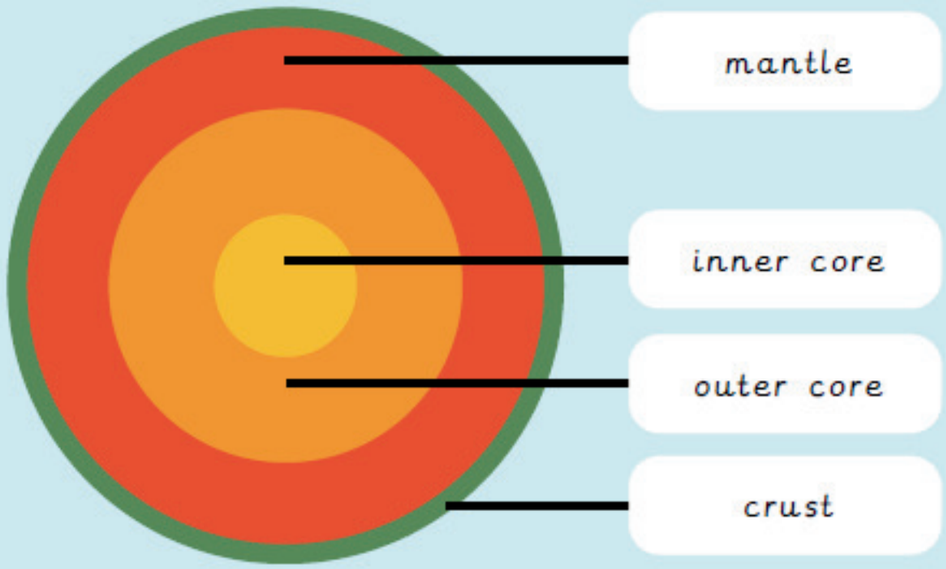

Plate boundaries

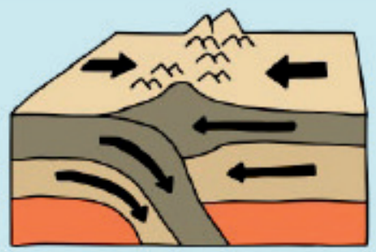

convergent

This is where two tectonic plates meet. The ground can fold up, creating fold mountains.



divergent

This is where two tectonic plates move apart. Magma can come through the gap, creating a volcanic mountain.

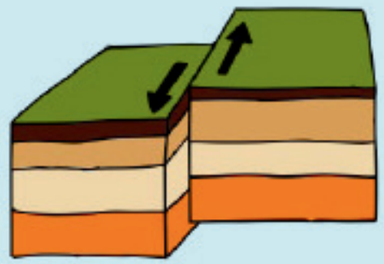

transform

This is where two tectonic plates slide past one another. Cracks in the plates can cause fault-block mountains.

Tectonic plates

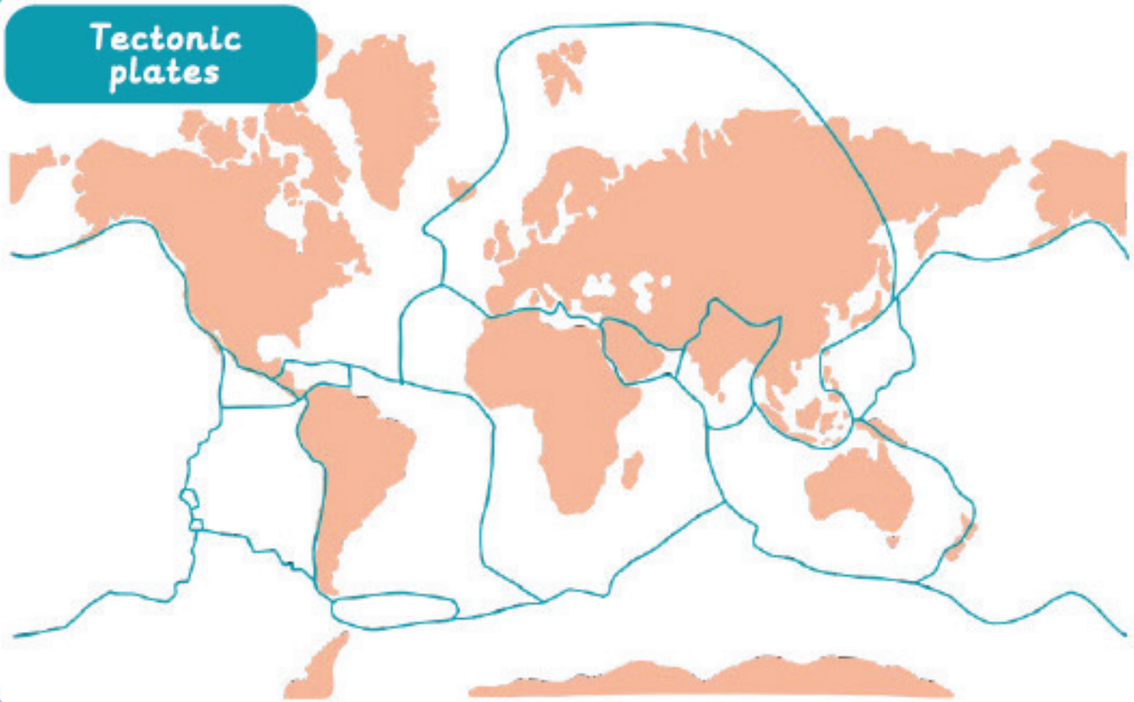

Shield volcano

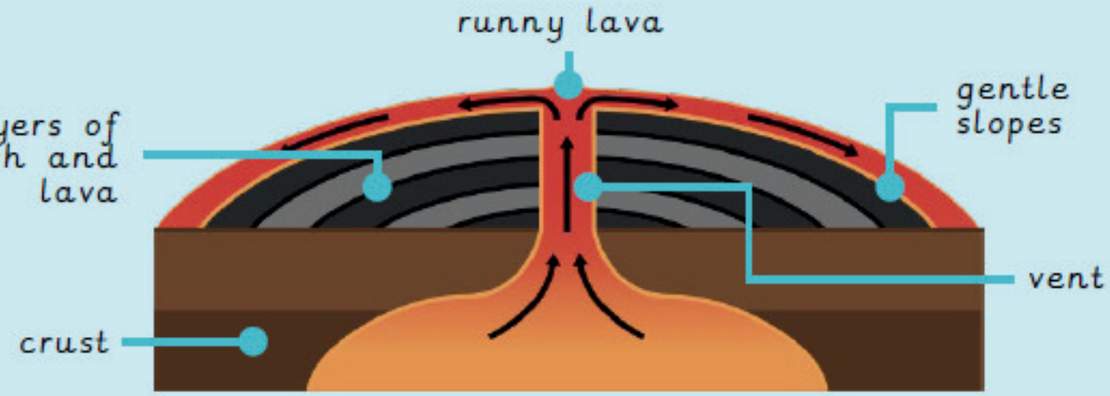

A less-explosive, gently sloping volcano.

Geography - Why do people live near volcanoes?

Composite volcano

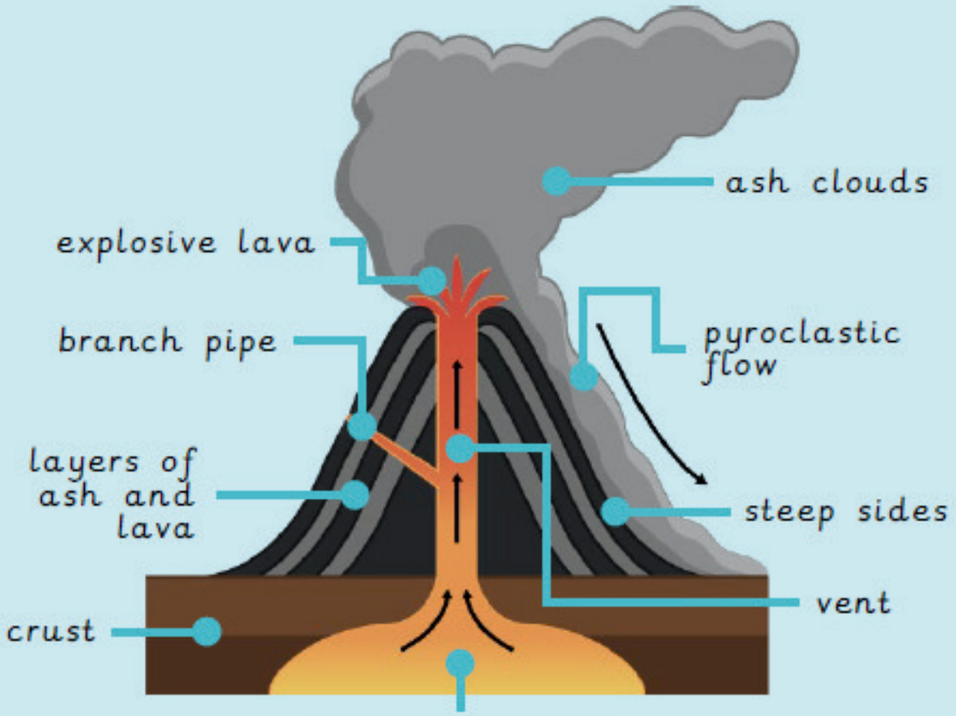

An explosive, steep-sided volcano.

Volcano classification

active

A volcano currently erupting or is likely to erupt soon.

extinct

A volcano that has not erupted in 10,000 years and is not expected to erupt again.

dormant

A volcano that may erupt again but has not erupted for a while.

Negative and positive effects of living near a volcano

Negative

- People may be injured or killed.
- Forests and farmland may be destroyed.
- Homes may be destroyed.
- Carbon dioxide emissions contribute to climate change.
- Ash clouds can pollute rivers, killing fish.
- Tsunamis and earthquakes may happen.

Positive

- Rich, fertile soil is created.
- New land is created over time from hardened lava.
- Volcanoes can be beautiful landscapes.
- Hot springs and skin-brightening mud attract tourists.
- Tourism to volcanoes creates jobs.
- Geothermal energy from the steam is environmentally friendly.
- Mining for precious stones and minerals around a volcano creates jobs and provides materials for making jewellery, electronics and other valuable products.

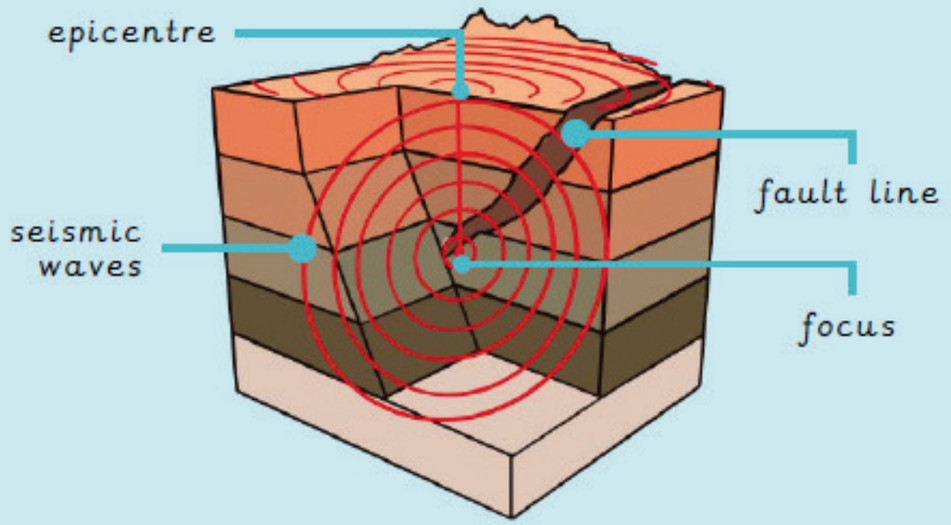

earthquake

A shaking of the ground caused by tectonic plates moving.

Science - Forces and magnets

A force is a push, a pull or a twist.

Forces can have the following effects:

- Starts an object moving.
- Changes the direction of a moving object.
- Speeds up a moving object.
- Stops an object from moving.
- Slows down a moving object.
- Changes the shape of an object.

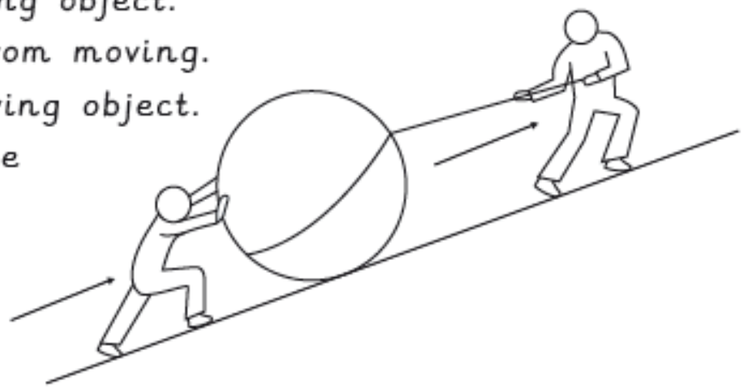

Friction is useful when it:

- Helps a car brake.
- Lights a match.
- Rubs out mistakes.
- Opens a jar.
- Brushes teeth clean.
- Sands down wood.



car braking


brushing teeth

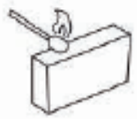
lighting a match


rubbing out


sanding


opening a jar

Contact forces are caused by contact between two surfaces.

Friction is a contact force that acts between surfaces that are sliding over one another.

It acts in the opposite direction to motion.

The rougher a surface is, the more bumps it has and the more points of contact there are between the two surfaces. More points of contact create more friction. More friction leads to a greater slowing effect on the object.

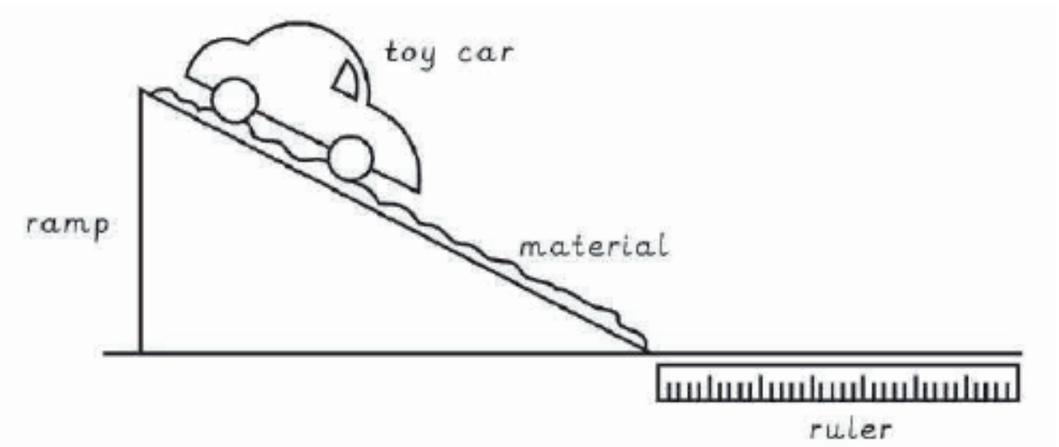

Friction is not useful when it:

- Slows down racing cars.
- Wears down car or bike tyres.

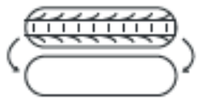
worn tyre


breaking speed records

Science - Forces and magnets

Non-contact forces can act at a distance.

Examples of non-contact forces are:

- Magnetism.
- Gravity.



gravity



magnetism

There are different types of magnets. They can have different strengths.

bar magnet



horseshoe magnet



ring magnet



button magnet



Magnets are used in compasses, fridge magnets, toys, jewellery, handbags, furniture, paints and polishes.





Electromagnets are magnets that can be turned on and off using electricity.

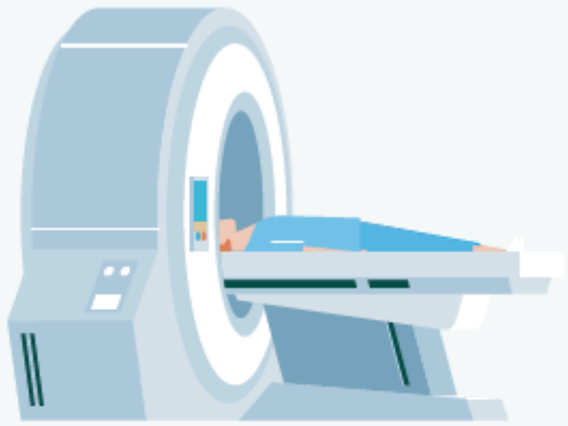

They are used in doorbells, speakers, motors, Maglev trains, MRIs and on cranes.

Magnetism is the non-contact force that comes from a magnet.



north pole south pole

Magnets have a **north pole** and a **south pole**. The opposite poles of magnets attract and like poles repel.

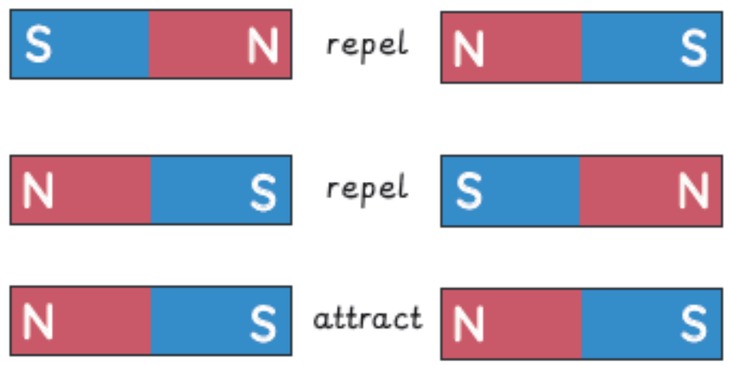

Magnetic materials are attracted to a magnet. Iron and nickel are magnetic metals. Objects that contain them will be attracted to a magnet.